

- **Compliant with ATX 12V 3.1**
- **Support PCIe GEN5**
- **80PLUS Gold certified efficiency**
- **LLC Half-Bridge converter with DC to DC technology**
- **Fully modular cable management**

The **CHIEFTEC Vega M Series** power supply is built to Intel's ATX 12V 3.1 standard and supports PCIe GEN5 with 80PLUS Gold certified efficiency. It prioritizes a competitive price-to-performance ratio up to 750W while maintaining the trusted Chieftec quality.

The Vega M Series features LLC Half-Bridge converter with DC-to-DC technology to provide enhanced power efficiency and stability. The full-modular design with extra-long white cables make it suitable for mainstream gamers to build their system, even in larger PC cases.

Additionally, its 135mm fluid dynamic bearing (FDB) silent fan optimizes the balance between cooling performance and noise levels. The Vega M Series is your trusted reliable choice for all computing needs incorporating all necessary modern protection and safety features.

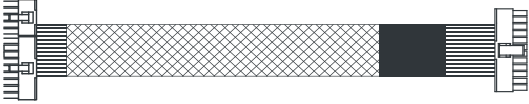



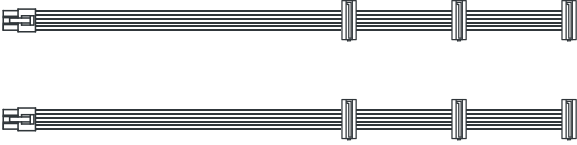



TECHNICAL DATA	
Model	Vega M 750W White
Article no.	PPG-750-CW
Specification	ATX 12V 3.1
Form factor	ATX
Efficiency	80Plus Gold
PFC	Active PFC (0.9)
Fan	135mm FDB fan
Dimention(DxWxH)	150mm x 150mm x 85mm
P.F.	>0.9
Security	AFC (Automatic Fan speed Control) OPP (Overload protection) OTP (Over Temperature Protection) OVP (Overvoltage protection) SCP (Short-circuit protection) SIP (Surge & Inrush Protection) UVP (Under Voltage protection) OCP (Over-Current Protection)
Warranty	5 Years

OUTPUT DATA						
PPG-750-CW	AC Input	100 - 240V~ / 10 - 5A / 50 - 60Hz				
	DC Output	+3.3V	+5V	+12V	-12V	+5VSB
	Max. Current	20A	20A	62.5A	0.3A	3.0A
	Max. Combined Power	100W		750W	3.6W	15W
			750W			

*The listed specifications may be altered at any point in time without any pre-notice.

**Chieftec® is a registered trademark.All other brands and/or logos are property of the respective owners.

	Cable	Connectors	Length (mm)
	24 PIN ATX	1	600
	8 PIN EPS (8/4+4)	1/1	650/150
	8 PIN PCIe (6+2)	4	2 x 600/150
	16 PIN 12V - 2 x 6	1	600
	SATA	6	2 x 400/150/150
	MOLEX	3	400/150/150

Specifications



Version: 07/2025

*The listed specifications may be altered at any point in time without any pre-notice.

**Chieftec® is a registered trademark. All other brands and/or logos are property of the respective owners.